



Support poly sheeting to build containments or dust barriers



(US Patents #5203529 and #5207403)

Poly-Hangers save time and labor by making quick work of building containments or dust protection barriers.

- Work faster – Poly-Hangers attach in a few seconds to building surfaces and then attaching the poly sheeting to the Hanger is a simple, speedy task.
- Eliminate damage and clean-up costs caused by tape and glue adhesives.
- Prevent breached containments by providing positive support.
- Reuse Poly-Hangers on future jobs.


FAST STRONG SIMPLE REUSABLE

For more information, please go to our website at:

www.polyhangers.com

or Email us at: info@polyhangers.com

POLY-HANGER #2




Hanger #2 supports one or more layers of poly in front of walls. Hanger #2 clips over the horizontal leg of ceiling wall molding. The prong makes hanging poly faster and ensures it will stay up during the length of the job.

POLY-HANGER #3




Hanger #3 supports poly from ceiling grid and other overhead objects. Poly is installed over the pin and is held in place by a removable retainer. Hanger #3 supports poly both horizontally and vertically for building full containments, connecting tunnels, dust curtains etc.

POLY-HANGER #4



Hanger #4 supports poly from many building components by attaching with its 10" releasable cable tie or by other fasteners.

POLY-HANGER #1



Hanger #1 supports one or more layers of poly in front of walls. Hanger #1 slips behind wall molding and is supported by the vertical leg of the molding. Hanger 1 can also support poly in front of masonry or paneling by attaching with a small nail into a masonry or paneling joint which can be easily patched after tear down.

Made in USA exclusively by

DP Engineering, Inc.

Madison, CT 06443

203-421-7965