







COMMERCIAL & INDUSTRIAL HOSES • VACUUM ATTACHMENTS



A **SCHAUBURG** HOSE TECHNOLOGY COMPANY

Flexaust®-TUEC is your number one source for vacuum hose and vacuum cleaning attachments with the broadest selection in the industry. With our hoses and attachments, you have a hard combination to beat.

COMPATIBILITY KEY	
 <p><b>TYPE 1 – 1<sup>9</sup>/<sub>16</sub>"</b></p>	<p>Advance® (Nilfisk)**, Centaur®, Crusader®, Husky®, Mastercraft®, Mercury®, Michaels®, Milwaukee®, Minuteman®**, Nortech®, Pacific Steamex®**, Powr-Flite®, Prestige®, ProTeam®, Sandia®, Tiger Vac®, Tornado®, Vac-U-Max®**, Wal-Vac®, Windsor®</p>
 <p><b>TYPE 2 – 1<sup>1</sup>/<sub>2</sub>"</b></p>	<p>Black &amp; Decker®, Castex®, Dayton®**, Doyle®, General Floorcraft®, Goodway®, Hoffman®, Hoover®, Kaivac®, Kent® (Nilfisk)**, Lamson® (Gardner), Master Power®, NSS®, Nikro®, Nobles®, Pullman®, Sears®**, Shop-Vac®**, Star®, Tennant®</p>
 <p><b>TYPE 3 – Pull Pin</b></p>	<p>Alto® (Clark), Pacific Steamex®**</p>
 <p><b>TYPE 7 – Grooved Steel</b></p>	<p>Tornado® (Breuer)</p>

\*\* Indicates fit to more than one type

Flexaust®-TUEC manufactures many products that cannot be found in this catalog. If you are looking for something in particular, new and different or in a color match, we can help. Please give us a call. Some of our most common kits may be found on page 30. Please contact a sales representative to discuss your particular application.

Note: Every photograph and illustration in this catalog has been carefully selected to represent the appropriate part as accurately as possible. Not all photographs are to scale when compared to each other, or when two views (front & bottom) of the same part are shown together.








COMMERCIAL & INDUSTRIAL HOSES • VACUUM ATTACHMENTS

<b>Plastic Floor Tools</b> .....	<b>2-3</b>
Carpet Tools, Floor Brushes, Squeegee Tools, Specialty Tools, Replacement Parts	
<b>Metal Floor Tools</b> .....	<b>4</b>
Carpet Tools, Floor Brushes, Squeegee Tools, Specialty Tools, Replacement Parts	
<b>Wands</b> .....	<b>5-6</b>
One-Piece Wands, Two-Piece Wands, Replacement Parts	
<b>Special Application – Overhead Cleaning</b> .....	<b>7</b>
Overhead Tools, Overhead Extensions, Replacement Parts	
<b>Friction Fit Attachments</b> .....	<b>8-9</b>
Carpet Tools, Floor Brushes, Squeegees, Specialty, Wands, Replacement Parts	
<b>2" and 2¼" Tools and Accessories</b> .....	<b>10-11</b>
<b>All Plastic Crushproof Hose</b> .....	<b>12-15</b>
E Series, F Series, HE Series, R Series, TC Series, TH Series, TV Series	
<b>Plastic Helix Supported Hose</b> .....	<b>16-17</b>
GT Series, M Series, MSW Series	
<b>Wire Supported Hose/Neoprene Hose</b> .....	<b>18-19</b>
D Series, N Series, S Series, Neoprene	
<b>Static Conductive Hose</b> .....	<b>20-21</b>
StatPath®, StatPath Plus	
<b>Hose Cuffs, Hose Adapters, Connectors, and Vacuum Inlet Adapters</b> .....	<b>22-26</b>
<b>Crevice Tools, Upholstery Tools, and Dust Brushes</b> .....	<b>27-29</b>
<b>Accessory Kits</b> .....	<b>30</b>

\* SEE INSIDE FRONT COVER

## 1 1/2" Carpet Tools






SMOOTH FACE CARPET TOOL				For wet/dry pick-up on low pile carpet.	
PART NO.	COLOR	WIDTH	TYPE*		
521	Grey	14"	1		
5215	Grey	14"	2		
SCALLOP FACE CARPET TOOL				For dry pick-up on all carpet types. Gives that just-cleaned carpet look.	
PART NO.	COLOR	WIDTH	TYPE*		
546	Grey	14"	1		
5465	Grey	14"	2		
RUG RAKE CARPET TOOL				For dry pick-up on low pile carpet.	
PART NO.	COLOR	WIDTH	TYPE*		
549	Grey	15"	1		
E-Z GLIDE CARPET TOOL				For dry pick-up on all carpet types.	
PART NO.	COLOR	WIDTH	TYPE*		
60543	Grey	14"	1		
605435	Grey	14"	2		
PADDLE TOOL				For dry pick-up on all carpet types. Gives that just-cleaned carpet look.	
PART NO.	COLOR	LENGTH	TYPE*		
5485	Grey	14"	2		

## 1 1/2" Floor Brushes





POLY (MEDIUM STIFF) BRISTLE				Wheeled Floor Brush. For dry pick-up on all bare surfaces	
PART NO.	COLOR	WIDTH	TYPE*		
409355	Black	14"	2		
NYLON (MEDIUM) BRISTLE				For dry pick-up on all bare surfaces.	
PART NO.	COLOR	WIDTH	TYPE*		
535	Grey	14"	1		
5355	Grey	14"	2		
5357	Grey	14"	3		
HORSEHAIR (SOFT) BRISTLE				For dry pick-up on all bare surfaces.	
PART NO.	COLOR	WIDTH	TYPE*		
535H	Grey	14"	1		
5355H	Grey	14"	2		
TAMPICO (STIFF) BRISTLE				For dry pick-up on all bare surfaces.	
PART NO.	COLOR	WIDTH	TYPE*		
5365	Grey	14"	2		
SLOTTED NYLON (MEDIUM) BRISTLE				For dry pick-up on all bare surfaces. (Slotted front bristles for improved airflow).	
PART NO.	COLOR	WIDTH	TYPE*		
535SL	Grey	14"	1		
5355SL	Grey	14"	2		
SLOTTED HORSEHAIR (SOFT) BRISTLE				For dry pick-up on all bare surfaces. (Slotted front bristles for improved airflow).	
PART NO.	COLOR	WIDTH	TYPE*		
535HSL	Grey	14"	1		
5355HSL	Grey	14"	2		
NOTCHED NYLON (MEDIUM) BRISTLE				For dry pick-up on all carpet types. Gives that just-cleaned carpet look.	
PART NO.	COLOR	WIDTH	TYPE*		
60835	Grey	20"	1		
608355	Grey	20"	2		

\* SEE INSIDE FRONT COVER

## 1 1/2" Squeegee Tools

NEOPRENE				For use on most bare surfaces.	
PART NO.	COLOR	WIDTH	TYPE*		
409475	Black	14"	2		
545	Grey	14"	1		
5455	Grey	14"	2		
608455	Grey	20"	2		
FIBER				For wet pick-up on rough surfaces.	
534	Grey	14"	1		
5345	Grey	14"	2		
BUNA-N (WHITE)				Excellent resistance to oils and greases.	
545BN	Grey	14"	1		
NATURAL RUBBER (BEIGE)				For wet pick-up; not oil resistant blades.	
545NR	Grey	14"	1		
THERMOPLASTIC ELASTOMER (TPE)				Good chemical resistance. Serrated blades.	
547	Grey	14"	1		
5475	Grey	14"	2		

## 1 1/2" Specialty Tools

FELT BLADE FLOOR TOOL				For dry pick-up on hardwood, marble and polished floors.	
PART NO.	COLOR	WIDTH	TYPE*		
532	Grey	14"	1		
5325	Grey	14"	2		
5327	Grey	14"	3		
SCALLOPED FELT BLADE FLOOR TOOL				For dry pick-up on hardwood, marble and polished floors.	
532SCA	Grey	14"	1		
BARE FLOOR AND RUG TOOL				Covers a larger area, with adjustable brush.	
598	Grey	11"	1		
5985	Grey	11"	2		
599	Grey	16"	1		
HORSEHAIR FLOOR TOOL (SOFT)				For dry pick-up on bare floors.	
902GPR	Grey	10"	1		
902GMR	Grey	10"	2		

## Replacement Parts



PART NO.	DESCRIPTION	FITS TOOLS
522B	Bumper	521, 5215, 546, 5465
60543RE	Repair Kit – Brush Strip, Shoes (2), Screws (4)	60543, 605435
409475SWS	Repair Kit – Squeegee Blades (2), Screws (2), Wheels and Wheel Holders (2)	409475
415SBFPK	Blades, Neoprene (2)	409475
545BNSBPK	Blades, Buna-N (2 Narrow, 2 Wide)	545BN
545SBPK	Blades, Neoprene (2 Narrow, 2 Wide)	545, 5455
547SBPK	Blades, TPE (2 Serrated, 2 Flat)	547, 5475
532FPK	Blades, Felt (2)	532, 5325, 5327
598B	Brush, Nylon	598, 5985
599B	Brush, Nylon	599

# Metal Floor Tools


\* SEE INSIDE FRONT COVER

METAL FLOOR TOOLS




## 1 1/2" Carpet Tools

SMOOTH FACE CARPET TOOL				For dry pick-up on all carpet types.		
PART NO.	BODY MATERIAL	WIDTH	TYPE*			
6465	Aluminum	14"	2			
GULPER TOOL				For wet/dry pick-up on most surfaces.		
304	Aluminum	12"	1			
3045	Aluminum	12"	2			
3185	Aluminum	18"	2			


## 1 1/2" Floor Brushes

NYLON (MEDIUM)				For dry pick-up on all carpet types.		
PART NO.	BODY MATERIAL	WIDTH	TYPE*			
635N	Aluminum	14"	1			
6355N	Aluminum	14"	2			
6355SL	Aluminum	14"	2			
6357N	Aluminum	14"	3			

## 1 1/2" Squeegee Tools

FIBER				For wet pick-up on bare surfaces.		
PART NO.	BODY MATERIAL	WIDTH	TYPE*			
6345	Aluminum	14"	2			
NEOPRENE				For wet pick-up on bare surfaces.		
645	Aluminum	14"	1			
6455	Aluminum	14"	2			
6457	Aluminum	14"	3			
BUNA-N (WHITE)				For wet pick-up on bare surfaces.		
6455BN	Aluminum	14"	2			

## 1 1/2" Specialty Tools

SQUEEGEE TOOL AND FLOOR BRUSH COMBINATION				Adjustable wheels, shown with brushes.		
PART NO.	BODY MATERIAL	WIDTH	TYPE*			
650	Aluminum	18"	1			
6505	Aluminum	18"	2			
6509	Aluminum	18"	3			

## Replacement Parts

PART NO.	DESCRIPTION	FITS TOOLS
645SBPK	Blades, Neoprene (4)	645, 6455, 6457
650SBPK	Blades, Neoprene (2)	650, 6505, 6509



\* SEE INSIDE FRONT COVER

## 1 1/2" One-Piece Wands

PART NO.	BENDS	BODY MATERIAL	COUPLING	LENGTH	TYPE*	
21A	2	Aluminum	Metal	54"	1	
21A5	2	Aluminum	Metal	54"	2	
21AC	2	Aluminum	Metal	54"	3	
H21A5**	2	Aluminum	Metal	54"	2	
21AP	2	Aluminum	ABS	54"	1	
21AP5	2	Aluminum	ABS	54"	2	
21AP56	2	Aluminum	ABS	56"	1	
21C	2	Chrome Steel	Metal	54"	1	
21C5	2	Chrome Steel	Metal	54"	2	
21P	2	ABS	ABS	54"	1	
21P5	2	ABS	ABS	54"	2	
49A	2	Aluminum	Metal	49"	1	
28A	2	Aluminum Telescopic	Metal	42"-59"	1	

\*\* THIS WAND HAS AN EXPANDED END TO FIT THE HO15T.

## 1 1/2" Two-Piece Wands

PART NO.	BENDS	BODY MATERIAL	COUPLING	LENGTH	TYPE*	
22AIC	2	Aluminum	Metal	54"	1	
22A5	2	Aluminum	Metal	54"	2	
22AP	2	Aluminum	ABS	54"	1	
22AP5	2	Aluminum	ABS	54"	2	
22CIC	2	Chrome Steel	Metal	54"	1	
22C5	2	Chrome Steel	Metal	54"	2	
22CP	2	Chrome Steel	ABS	54"	1	
22CP5IC	2	Chrome Steel	ABS	54"	2	
27CP5	2	Chrome Steel	ABS	54"	2	
29B	2	Aluminum	Metal	56"	1	
29B5	2	Aluminum	Metal	56"	2	
29BC	2	Aluminum	Metal	56"	3	
29BP	2	Aluminum	ABS	56"	1	
29BP5	2	Aluminum	ABS	56"	2	

## Replacement Parts





PART NO.	DESCRIPTION	FITS TOOLS
21ACP	Pull Pin Assembly	21AC, 29BC
21NA	Metal Nut	21A, 21C, 22AIC, 22CIC, 28A, 29B, 49A
21NA5	Metal Nut	21A5, 21C5, 22A5, 22C5, 29B5, H21A5
21NP	ABS Nut	21AP, 21AP56, 21P, 22AP, 22CP, 29BP
21NP5	ABS Nut	21AP5, 21P5, 22AP5, 22CP5IC, 27CP5, 29BP5
21RPK	Ring (Pkg of 10)	21A, 21AP, 21AP56, 21C, 21P, 22AIC, 22CIC 22AP, 22CP, 28A, 29B, 29BP, 49A
21R5PK	Ring (Pkg of 10)	21A5, 21AP5, 21C5, 21P5, 22A5, 22AP5, 22C5, 22CP5IC, 27CP5, 29B5, 29BP5, H21A5
21AWC	Metal Coupling	21A, 21C, 49A, 28A, 22AIC, 22CIC, 29B



# Special Application – Overhead Cleaning

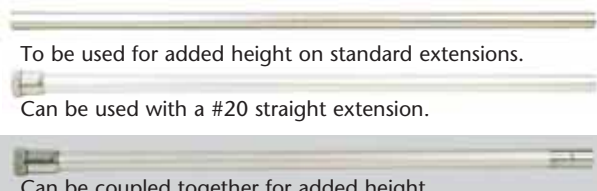
\* SEE INSIDE FRONT COVER

## Overhead Tools

PIPE CLEANING TOOL					To be used with a straight extension. For cleaning overhead pipes, trusses, etc.	
PART NO.	BRISTLE MATERIAL	BODY MATERIAL	FITS PIPE (Diameter)	TYPE*		
3015	Nylon (Medium)	Aluminum	Over 6"	2		
3025	Nylon (Medium)	Aluminum	4" – 6"	2		
3035	Nylon (Medium)	Aluminum	1" – 3"	2		
ABS PIPE CLEANING TOOL					To be used with a straight extension. For cleaning overhead pipes, trusses, etc.	
PART NO.	BRISTLE MATERIAL	CONNECTION SIZE	FITS PIPE (Diameter)	TYPE*		
401	Nylon	38mm	4" – 8"	38mm		
401UE4B-2	Nylon	1½"	4" – 8"	1		
403	Nylon	38mm	1" – 4"	38mm		
403UE4B-2	Nylon	1½"	1" – 4"	1		
WALL BRUSH					To be used with a straight extension. For cleaning overhead pipes, trusses, etc.	
PART NO.	BRISTLE MATERIAL	BODY MATERIAL	WIDTH	TYPE*		
313*	Horsehair (Soft)	Aluminum	10"	1		
3135*	Horsehair (Soft)	Aluminum	10"	2		
3135N	Nylon (Medium)	Aluminum	10"	2		
					To be used with a straight extension. For cleaning walls and ceilings.	

\* Replacement Horsehair Bristles available; part number 313B

## Overhead Extensions

PART NO.	BENDS	BODY MATERIAL	CONNECTION	COUPLING	LENGTH	TYPE*	 <p>To be used for added height on standard extensions.</p> <p>Can be used with a #20 straight extension.</p> <p>Can be coupled together for added height.</p>
20	Straight	Aluminum	Friction Fit	—	54"	FF	
20A	Straight	Aluminum	Friction Fit	Metal	54"	1	
20A5	Straight	Aluminum	Friction Fit	Metal	54"	2	
25HIUPAWC	Straight	Aluminum	Metal Sleeve	Metal	60"	1	

## Replacement Parts





PART NO.	DESCRIPTION	FITS TOOLS
21NA5	Metal Nut	20A5
21RPK	Ring (Pkg of 10)	20A, 25HIUPAWC
21R5PK	Ring (Pkg of 10)	20A5
21AWC	Metal Coupling	20A, 25HIUPAWC

# Friction Fit Attachments


## 32 mm (1¼") & 38 mm (1½") Friction Fit Carpet Tools

SMOOTH FACE CARPET TOOL			
PART NO.	COLOR	WIDTH	TYPE*
32521	Grey	14"	32mm
For wet/dry pick-up on low pile carpet.			
			
SCALLOP FACE CARPET TOOL			
PART NO.	COLOR	WIDTH	TYPE*
38546	Grey	14"	38mm
For dry pick-up on all carpet types. Gives that just-cleaned look.			
			
PADDLE TOOL			
PART NO.	COLOR	WIDTH	TYPE*
32548	Grey	14"	32mm
For dry pick-up on all carpet types. Gives that just-cleaned look.			
			
AIR TURBINE WITH WHEELS			
PART NO.	COLOR	WIDTH	TYPE*
913	Black	11"	32mm
913500	Black	11"	38mm
For dry pick-up on all carpet types.			
			

## 32 mm (1¼") & 38 mm (1½") Friction Fit Floor Brushes


NYLON (MEDIUM)			
PART NO.	COLOR	WIDTH	TYPE*
32535	Grey	14"	32mm
For dry pick-up on all bare surfaces.			
			
SLOTTED HORSEHAIR (SOFT)			
PART NO.	COLOR	WIDTH	TYPE*
32535HSL	Grey	14"	32mm
For dry pick-up on all bare surfaces. Slotted front bristles improve airflow.			
			
NOTCHED NYLON (MEDIUM)			
PART NO.	COLOR	WIDTH	TYPE*
3260835	Grey	20"	32mm
For dry pick-up on all bare surfaces. Covers wider area.			
			
HORSEHAIR (SOFT)			
PART NO.	COLOR	WIDTH	TYPE*
902G	Grey	10"	32mm
Narrow width for tight spaces.			
			

## 32 mm (1¼") Friction Fit Squeegee Tools


NEOPRENE			
PART NO.	COLOR	WIDTH	TYPE*
32545	Grey	14"	32mm
For use on most bare surfaces.			
			

FRICITION FIT ATTACHMENTS

## 32 mm (1¼") Friction Fit Specialty Tools


FLOOR/RUG COMBO TOOL				The perfect tool for low pile carpet and bare floors.	
PART NO.	COLOR	WIDTH	TYPE*		
811BLKWW	Black	11"	32mm		
910BLKWW	Black	11"	32mm		
912BLK	Black	11"	32mm		

## 32 mm (1¼") Single Bend Friction Fit Wands

PART NO.	SIZE	BODY MATERIAL	CONNECTION	COUPLING	LENGTH	PIECE(S)	TYPE*	
20C1*	1½"	Chrome Steel	Friction Fit	Friction Fit	54"	1	32mm	


\* 1½" Wand tapers to 32mm Friction Fit

## 32 mm (1¼") Single Bend & Straight Friction Fit Wands

PART NO.	COLOR	SIZE	BODY MATERIAL	BODY STYLE	COUPLING	LENGTH	TYPE*	
7022	Grey	1¼"	Plastic	Straight	Friction Fit	20"	32mm	
7022BK	Black	1¼"	Plastic	Straight	Friction Fit	20"	32mm	
7024BSS	—	1¼"	Stainless Steel	Curved	Friction Fit	11"	32mm	
7028SS	—	1½"	Stainless Steel	Telescopic	Friction Fit	25"-39"	32mm	
7023BKS**	Black	1¼"	Plastic	Curved	Friction Fit	12"	32mm	

\*\* THREADS ONTO 1¼" ID HOSE

## 38 mm (1½") Single Bend Friction Fit Wands

PART NO.	SIZE	BODY MATERIAL	CONNECTION	COUPLING	LENGTH	PIECE(S)	TYPE*	
29A138	1½"	Aluminum	Button Lock	Friction Fit	54"	2	38mm	




## Replacement Parts

PART NO.	DESCRIPTION	FITS TOOLS
522B	Bumper	32521, 38546
545SBPK	Blades, Neoprene (2 Narrow, 2 Wide)	32545


# 2" Tools and Accessories

\* SEE INSIDE FRONT COVER

## 2" Floor Tools

GULPER FLOOR TOOL				Fits #31ABIC, 32CB Wands.	
PART NO.	BODY MATERIAL	WIDTH	TYPE*		
314	Aluminum	13"	7		
NEPORENE SQUEEGEE & NYLON BRUSH COMBINATION				Fits #30 Wand.	
PART NO.	BODY MATERIAL	WIDTH	TYPE*		
700	Aluminum	20"	Friction Fit		
NATURAL RUBBER SQUEEGEE				Fits #31ABIC, 32CB Wands.	
PART NO.	BODY MATERIAL	WIDTH	TYPE*		
94520	Aluminum	22"	7		


## 2" Wands

PART NO.	BENDS	BODY MATERIAL	CONNECTION	COUPLING	LENGTH	TYPE*	
30	1	Chrome Steel	One Piece	—	45"	Friction Fit	
31ABIC	2	Aluminum	One Piece	Metal	56"	7	
32CWCI	2	Chrome Steel	Button Lock	Metal	54"	1	
32CWCIS	2	Chrome Steel	Button Lock	Metal	54"	2	
32CB	2	Chrome Steel	Button Lock	Metal	54"	7	

## 2" Attachments

BULK PICK-UP NOZZLE				
PART NO.	BODY MATERIAL	LENGTH	END STYLE	
202	Aluminum	18"	Angle	
CREVICE TOOL				
PART NO.	BODY MATERIAL	LENGTH	END STYLE	
208	Aluminum	15"	Angle	
209ST	Chrome Steel	24"	Angle	

## 2" Extensions







PART NO.	BENDS	BODY MATERIAL	CONNECTION	COUPLING	LENGTH	TYPE*	
40	—	Aluminum	Friction Fit	Friction Fit	54"	Friction Fit	

## 2" Replacement Parts

PART NO.	DESCRIPTION	FITS TOOLS
21NA	Metal Nut	32CWCI
21NA5	Metal Nut	32CWCIS
21RPK	Ring (Pkg of 10)	32CWCI
21R5PK	Ring (Pkg of 10)	32CWCIS
700BRPK	Brushes, (1 Straight, 1 Notched)	700
700SBPK	Blades, Neoprene (2)	700
21AWC	Metal Coupling	32CWCI

2" TOOLS & ACCESSORIES

## 2¼" Accessories


PART NO.	DESCRIPTION	COLOR	HOSE END	INLET END	NOTES	
125225EM	Hose Adapter	Black	1¼"	2¼" Vacuum Intake	With Hose Barbs	
225EB	Hose Adapter	Black	1½"	2¼" Vacuum Intake	—	
225EF	Hose Adapter	Black	Threaded Female	2¼" Vacuum Intake	Fits 1½" All-Plastic Hose	
232	Hose Adapter	Black	Threaded Male	2¼" Vacuum Intake	Fits 2½" 'N' Series Hose	
233	Hose Sleeve	Black	—	2¼" I.D.	Use with 225EB, 225EF, 232	
250SVI	4-Hole Flanged Inlet	Black	—	2¼" I.D.	—	

## 2¼" Tools

PART NO.	DESCRIPTION	COLOR	INLET CONN.	HEIGHT	LENGTH	NOTES	
226	Floor Tool	Black	2¼"	—	—	14" Width	
228	Wand	Black	2¼"	—	19¼"	—	
229	Crevice Tool	Black	2¼"	—	14"	—	
230	90° Dust Brush	Black	2¼"	4"	—	Bristles	
231	90° Elbow	Black	2¼"	4"	—	—	
235	Utility Nozzle	Black	2¼"	—	—	6" Width	

2¼" TOOLS  
& ACCESSORIES

## Materials of Construction



**Hose:** Polyethylene (Proprietary Blend)  
**Temperature Range:** -20°F–140°F

### For Commercial and Industrial Applications

- Dual profile.
- Rounded crown.
- Heavy duty.
- Smooth interior.
- Wet or dry applications.

# E

## "E" Series Hoses

PART NO.	ID (Inside Diameter)	LENGTH	COLOR
15E02WO*	1 ½"	2'	Grey on Black
15E25**	1 ½"	25'	Grey on Black
15E50WO	1 ½"	50'	Grey on Black
15EBL50WO	1 ½"	50'	Blue on Black
15EOR50WO	1 ½"	50'	Orange on Black
20EBL50WO	2"	50'	Blue on Black
30E25WO	3"	25'	Grey on Black

\* MINIMUM ORDER REQUIREMENTS

\*\* WITH STANDARD CUFFS (2); 150EO

## Materials of Construction

**IMAGE NOT AVAILABLE**

**Hose:** Polyethylene (Proprietary Blend)  
**Temperature Range:** -20°F–140°F

### For Commercial and Industrial Applications

- Dual profile.
- Flat crown.
- Heavy duty.
- Smooth interior.
- Wet or dry applications.

# HE

## "HE" Series Hoses

PART NO.	ID (Inside Diameter)	LENGTH	COLOR
15HEBK25BC.S1*	1 ½"	25'	Black on Black
15HEBK25WO	1 ½"	25' w/o cuffs	Black on Black
20HEBL50WO	2"	50' w/o cuffs	Blue on Black


\* WITH BONDED CUFFS, 1 SWIVEL, 1 STANDARD

Flexaust®-TUEC can manufacture hoses up to 60' and in special colors. Minimum order requirements apply. Stock hoses other than what is listed may be available. Please contact sales for further information.

ALL PLASTIC  
CRUSHPROOF HOSE



## Materials of Construction



Hose: Polyethylene (Proprietary Blend)  
 Temperature Range: -20°F–140°F

### For Commercial Applications

- Single profile.
- Flat crown.
- Flexible.
- Medium duty.
- Wet or dry applications.
- Light weight.
- Smooth interior.




## "F" Series Hoses

PART NO.	ID (Inside Diameter)	LENGTH	COLOR
12F50WO	1¼"	50'	Grey
15F10*	1½"	10'	Grey
15FBK10WO	1½"	10'	Black
15F50WO	1½"	50'	Grey
15FBK50WO	1½"	50'	Black
15FR50WOIC	1½"	50'	Red
15FY50WO	1½"	50'	Yellow

\* STANDARD WITH CUFFS (2); 150EF

## Materials of Construction



Hose: Polyethylene (Proprietary Blend)  
 Temperature Range: -20°F–140°F

### For Commercial Applications

- Single profile.
- Flat crown.
- Flexible.
- Medium duty.
- Wet and dry applications.
- Smooth interior.



ALL PLASTIC CRUSHPROOF HOSE

## "R" Series Hoses

PART NO.	ID (Inside Diameter)	LENGTH	COLOR
12R50WO	1¼"	50'	Grey
12RBK50WO	1¼"	50'	Black
15R25*	1½"	25'	Grey
15R50WO	1½"	50'	Grey
20R25IC**	2"	25'	Grey
20R25WOIC	2"	25'	Grey
20RBK25WOIC	2"	25'	Black
20R50WO	2"	50'	Grey
20RBK50WO	2"	50'	Black
25RBK50WO	2½"	50'	Black


\* STANDARD WITH CUFFS (2); 150EF

\*\* STANDARD WITH CUFFS (2); 200E

Note – Part numbers that end in "IC" are packed in individual cartons only.

Flexaust®-TUEC can manufacture hoses up to 60' and in special colors. Minimum order requirements apply. Stock hoses other than what is listed may be available. Please contact sales for further information.

## Materials of Construction



Hose: Polyethylene (Proprietary Blend)  
 Temperature Range: -20°F–140°F

- Dual profile.
- Rounded crown.
- Heavy duty.
- Very flexible.
- Wet or dry applications.
- Smooth interior.

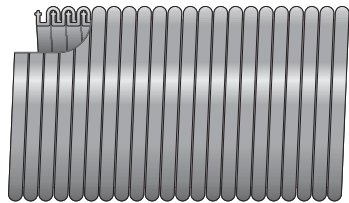
# TC

## "TC" Series Hoses

PART NO.	ID (Inside Diameter)	LENGTH	COLOR
20TCBK50WO*	2"	50'	Black

\*MINIMUM ORDER REQUIREMENTS.

## Materials of Construction



Hose: Polyethylene (Proprietary Blend)  
 Temperature Range: -20°F–140°F

### For Commercial and Industrial Applications

- Single profile.
- Rounded crown.
- Heavy duty.
- Wet or dry applications.
- Smooth interior.

# TH

## "TH" Series Hoses


PART NO.	ID (Inside Diameter)	LENGTH	COLOR
15TH15AC16	1½"	15'	Grey
20THPBL60WO*	2"	60'	Blue

\*MINIMUM ORDER REQUIREMENTS.

Flexaust®-TUEC can manufacture hoses up to 60' and in special colors. Minimum order requirements apply. Stock hoses other than what is listed may be available. Please contact sales for further information.

ALL PLASTIC CRUSHPROOF HOSE

## Materials of Construction



**Hose:** Polyethylene (Proprietary Blend)  
**Temperature Range:** -20°F–140°F

### For Commercial and Residential Applications

- Single profile.
- Rounded crown.
- Very flexible.
- Light duty service.
- Lightweight.
- Wet or dry applications.
- Smooth interior.

# TV

## "TV" Series Hoses

PART NO.	ID (Inside Diameter)	LENGTH	COLOR
075TV50WO	3/4"	50'	Grey
10TV50WO	1"	50'	Grey
10TVH50WO**	1"	50'	White
12TVBG50WO**	1¼"	50'	Beige
12TVBK15WO	1¼"	15'	Black
12TVBK50WO	1¼"	50'	Black
12TVBK60WO**	1¼"	60'	Black
15TV10*	1½"	10'	Grey
15TV50WO	1½"	50'	Grey
15TV60WO**	1½"	60'	Grey
15TVBK50WO	1½"	50'	Black
15TVR50WO	1½"	50'	Red


\* WITH STANDARD CUFFS (2); 150EF

\*\*MINIMUM ORDER REQUIREMENTS.

Flexaust®-TUEC can manufacture hoses up to 60' and in special colors. Minimum order requirements apply. Stock hoses other than what is listed may be available. Please contact sales for further information.

ALL PLASTIC  
CRUSHPROOF HOSE

## Materials of Construction



Hose: PVC  
Temperature Range: -4°F–150°F

### For Industrial Light-Duty Applications

- Clear with a grey plastic helix.
- Visual confirmation of material flow.
- Smooth interior.
- Wet or dry applications.
- Perfect for dust collection, fume removal, air vent lines, air seeder lines and as blower hose.
- Excellent material transfer.


# GT

## "GT" Series Hoses

PART NO.	ID (Inside Diameter)	LENGTH	COLOR
15GT100WO	1½"	100'	Clear

## Materials of Construction

\* FDA Approved<sup>1</sup> • USDA Approved<sup>2</sup> • 3-A Sanitary Standards Approved<sup>3</sup>



Hose: PVC  
Temperature Range: -4°F–150°F  
Cuffs: PVC

### For Industrial Heavy Duty (Food Grade) Applications

- Clear with a clear plastic helix.
- Visual confirmation of material flow.
- Smooth interior.
- Wet or dry applications.
- Perfect in conveying systems and material transfer.

# M

## "M" Series Hoses

PART NO.	ID (Inside Diameter)	LENGTH	COLOR
15M10AC16*	1½"	10'	Clear
15M15AC16*	1½"	15'	Clear
20M100WO	2"	100'	Clear

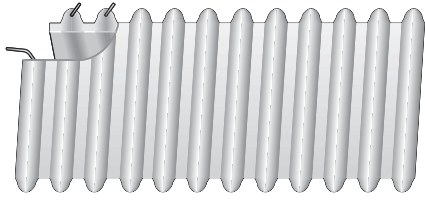
\* WITH STANDARD CUFF; 150K AND SWIVEL CUFF; AC16

\* For Approval Specifications 1, 2, & 3 – See Page 17

PLASTIC HELIX SUPPORT HOSE

FDA Approved<sup>1</sup> • USDA Approved<sup>2</sup>

## Materials of Construction



**Hose:** PVC  
**Wire:** Copper  
**Temperature Range:** -4°F–150°F

### For Industrial Heavy Duty (Food Grade) Applications

- Clear with a clear plastic helix embedded with a static wire.
- Visual confirmation of material flow.
- Smooth interior.
- Dry applications only.
- Perfect for material transfer and in conveying systems for powder, pellets, granulated product and paper mill vacuum lines.

# MSW

## "MSW" Series Hoses


PART NO.	ID (Inside Diameter)	LENGTH	COLOR
15MSW30WO	1 1/2"	30'	Clear
15MSW60WO	1 1/2"	60'	Clear
20MSW15WO	2"	15'	Clear

### APPROVAL SPECIFICATIONS

- (1) FDA – CFR Title 21 Parts 170 to 199.
- (2) USDA – For use in federally inspected meat and poultry plants.
- (3) 3-A Sanitary Standard – No. 20-20, Multi-use plastic materials as product contact surfaces in equipment for production, processing and handling of milk and milk products.

\*\* This hose is designed to dissipate static electricity only when the copper wire has been properly connected to ground, through the fitting or by other means.

## Materials of Construction



Hose: PVC Wire: Spring Steel  
Temperature Range: -20°F – 150°F

### For Industrial Medium-Duty Applications


- Clear PVC cover.
- Spring steel helix.
- Wet or dry applications.
- Extremely flexible.

# D

## "D" Series Hoses

PART NO.	ID (Inside Diameter)	LENGTH	COLOR
15D50WO	1½"	50'	Clear
20D50WO	2"	50'	Clear

## Materials of Construction



Hose: PVC Wire: Spring Steel  
Temperature Range: -20°F – 150°F

### For Industrial Medium-Duty Applications

- Fiber reinforced PVC cover.
- Synthetic yarn for strength and durability.
- Spring steel helix.
- Wet or dry applications.
- Extremely flexible.

# N

## "N" Series Hoses


PART NO.	ID (Inside Diameter)	LENGTH	COLOR
075N25WO	3/4"	25'	Grey
12N50WO	1¼"	50'	Grey
15N50WO	1½"	50'	Grey
15NBK50WO	1½"	50'	Black
15NW50WOIC	1½"	50'	White
20N50WO	2"	50'	Grey
20NBK50WO*	2"	50'	Black
20NY50WO*	2"	50'	Yellow
25N50WO	2½"	50'	Grey
25NBK50WO*	2½"	50'	Black
30N25WO	3"	25'	Grey

\*MINIMUM ORDER REQUIREMENTS.

Note – Part numbers that end in "IC" are packed in individual cartons only.



## Materials of Construction



**Hose:** PVC    **Wire:** Spring Steel  
**Temperature Range:** -20°F – 150°F

### For Commercial and Industrial Applications


- Fiber reinforced PVC cover.
- Synthetic yarn for strength and durability.
- Spring steel helix.
- Excellent flexibility.
- Good for wet or dry applications.
- Smooth interior.

# S

## "S" Series Hoses

PART NO.	ID (Inside Diameter)	LENGTH	COLOR
15S50WO	1½"	50'	Gold

## Materials of Construction



**Hose:** Neoprene  
**Temperature Range:** -20°F – 160°F

### For Industrial Applications

- Heavy duty.
- Black fabric cover.
- Built-in cuffs.
- With or without static wire.
- Rugged construction.
- Oil resistant.
- Smooth interior.

# NEOPRENE


## "Neoprene" Hoses

PART NO.	ID (Inside Diameter)	LENGTH	COLOR	HOSE CUFF
510AC17	1½"	10'	Black	Built-in (2), AC17
515	1½"	15'	Black	Built-in (2)
515AC17	1½"	15'	Black	Built-in (2), AC17
515SW*	1½"	15'	Black, Static Wire	Built-in (2)
5515SW*	2"	15'	Black, Static Wire	Built-in (2)

\*When this hose is equipped with a static wire, it is designed to dissipate static electricity only when the metal wire has been properly connected to ground.

WIRE SUPPORTED HOSE

## Materials of Construction



Hose: Polyethylene (Proprietary Blend)  
 Temperature Range: -20°F – 140°F

### For Commercial and Industrial Applications


- Contains carbon black, surface resistivity of 10<sup>3</sup>–10<sup>5</sup>.
- Dual profile.
- Heavy duty.
- Smooth interior.



## "ESC" Series

PART NO.	ID (Inside Diameter)	LENGTH	COLOR
15ESC50WO	1 1/2"	50'	Black

## Materials of Construction



Hose: Polyethylene (Proprietary Blend)  
 Temperature Range: -20°F – 140°F

### For Commercial Applications


- Contains carbon black, surface resistivity of 10<sup>3</sup>–10<sup>5</sup>.
- Single profile.
- Flexible.
- Medium duty.
- Lightweight.
- Smooth interior.



## "FSC" Series

PART NO.	ID (Inside Diameter)	LENGTH	COLOR
12FSC50WO	1 1/4"	50'	Black

## Materials of Construction



Hose: Polyethylene (Proprietary Blend)  
 Temperature Range: -20°F – 140°F

### For Commercial Applications

- Single profile.
- Rounded crown.
- Very flexible.
- Light duty.
- Lightweight.
- Smooth interior.



## "TVSC" Series


PART NO.	ID (Inside Diameter)	LENGTH	COLOR
075TVSC50WO*	3/4"	50'	Black
10TVSC50WO	1"	50'	Black

\*MINIMUM ORDER REQUIREMENTS.

Flexaust®-TUEC can manufacture hoses up to 60' and in special colors. Minimum order requirements apply. Stock hoses other than what is listed may be available. Please contact sales for further information.

STATIC  
 CONDUCTIVE HOSE

## Materials of Construction



**Hose:** Polyethylene (Proprietary Blend)  
**Temperature Range:** -20°F – 140°F

### For Commercial Applications

- Contains carbon black, surface resistivity of 10<sup>3</sup>-10<sup>5</sup>.
- Single profile.
- Medium duty.
- Smooth interior.
- Flexible.
- Lightweight.

# RSC


## "RSC" Series

PART NO.	ID (Inside Diameter)	LENGTH	COLOR	HOSE CUFF
15RSC15	1 1/2"	15'	Black	150EFBKSC (2)
15RSC25.S2IC	1 1/2"	25'	Black	150ESFBKSC (2)
15RSC25WO	1 1/2"	25'	Black	—
15RSC50WO	1 1/2"	50'	Black	—
20RSC25.S1	2"	25'	Black	200EBKSC (1) & 200ESBKSC (1)
20RSC25WO	2"	25'	Black	—
20RSC50WO	2"	50'	Black	—
20RSC60WO*	2"	60'	Black	—

\*MINIMUM ORDER REQUIREMENTS.

Note – Part numbers that end in "IC" are packed in individual cartons only.

## Materials of Construction



**Hose:** Polyethylene (Proprietary Blend)  
**Temperature Range:** -20°F – 140°F

### For Commercial Applications

- Contains carbon black, surface resistivity of 10<sup>3</sup>-10<sup>5</sup>.
- Single profile.
- Medium duty.
- Smooth interior.
- Flexible.
- Non-marking exterior.
- Lightweight.
- Crushproof.

# STATPATH PLUS

## "StatPath" Plus Series

PART NO.	ID (Inside Diameter)	LENGTH	COLOR	HOSE CUFF
075TVSCPY50WO*	3/4"	50'	Yellow on Black	—
10TVSCPY60WO*	1"	60'	Yellow on Black	—
12FSCPBK50WONA	1 1/4"	50'	Black on Black	—
15RSCPBK15	1 1/2"	15'	Black on Black	150EFBKSC (2)
15RSCPY25WO	1 1/2"	25'	Yellow on Black	—
15RSCPY50WO	1 1/2"	50'	Yellow on Black	—
15RSCPBK50WONA	1 1/2"	50'	Black on Black	—
20RSCPBK50WONA	2"	50'	Black on Black	—

\*MINIMUM ORDER REQUIREMENTS.

Flexaust®-TUEC can manufacture hoses up to 60' and in special colors. Minimum order requirements apply. Stock hoses other than what is listed may be available. Please contact sales for further information.

## Replacement Cuffs & Adapters





PART NO.	DESCRIPTION	SERIES	COLOR	SWIVEL
075EBKSC	3/4" Standard	TVSC	Black	No
075EW	3/4" Standard	TV, N	Grey	No
100EBSC	1" Standard, Static Conductive	TVSC	Black	No
100EW	1" Standard	TV	Grey	No
10012CSBKSC	1" – 1¼" Connector, Static Conductive	TVSC	Black	Yes
10012E	1" – 1¼" Reducer	TV	Grey	No
10012EBKSC	1" – 1¼" Enlarger, Static Conductive	TVSC	Black	No
125E	1¼" Standard	F, TV, R	Grey	No
125EBANDBK	1¼" Central Vac Cuff	F, TV, R	Black	No
125EBK	1¼" Standard	F, TV, R	Black	No
125EBKSC	1¼" Standard, Static Conductive	FSC	Black	No
125ESBK	1¼" Standard	F, TV, R	Black	Yes
125ESWBK	1¼" Standard	N	Black	Yes
125EW	1¼" Standard	N	Grey	No
125100EBKSC	1¼" – 1" Reducer, Static Conductive	FSC	Black	No
12515E	1¼" – 1½" Enlarger	F, TV, R	Grey	No
12515EBKSC	1¼" – 1½" Enlarger, Static Conductive	FSC	Black	No
12515EWBK	1¼" – 1½" Enlarger	N	Black	No
150EF	1½" Standard	F, TV, R	Grey	No
150EFBK	1½" Standard	F, TV, R	Black	No
150EFBKSC	1½" Standard, Static Conductive	ESC, RSC	Black	No
150EM	1½" Heavy Duty	E, GT, M, MSW	Grey	No
150EOBK	1½" Standard	E	Black	No
150ESF	1½" Standard	F, TV, R	Grey	Yes
150ESFBK	1½" Standard	F, TV, R	Black	Yes
150ESFBKSC	1½" Standard, Static Conductive	ESC, RSC	Black	Yes
150ESU	1½" – 1¾" Enlarger	E, F, TV, R	Grey	No
150ESWBK	1½" Standard	D, N, S	Black	Yes
150EW	1½" Standard	D, N, S	Grey	No
150EWBK78	1½" Standard	D, N, S	Black	No
150EWH	1½" Standard	D, N, S	White	No
15125EBK	1½" – 1¼" Reducer	E, F, TV, R	Black	No
15125EW	1½" – 1¼" Reducer	D, N, S	Grey	No
15200E	1½" – 2" Enlarger	E, F, TV, R	Grey	No
15200EBK	1½" – 2" Enlarger	E, F, TV, R	Black	No
15200EW	1½" – 2" Enlarger	D, N, S	Grey	No
200E	2" Standard	E, R, TH	Grey	No
200EBK	2" Standard	E, R, TH	Black	No
200EBKSC	2" Standard, Static Conductive	RSC	Black	No
200ES	2" Standard	E, R, TH	Grey	Yes
200EW	2" Standard	D, N	Grey	No
20150E	2" – 1½" Reducer	E, R, TH	Grey	No
225EB	1½" – 2¼" Inlet Adapter	N	Black	No
225EF	1½" – 2¼" Inlet	F, R, TV	Black	No
232	2½" – 2¼" Inlet Adapter	N	Black	No
250EW	2½" Standard	N	Grey	No
300EW	3" Standard	N	Grey	No
300UE	3" Standard	E	Grey	No
AC16	1½" – 2" Inlet	F, R	—	No

HOSE REPLACEMENTS





STANDARD				
PART NO.	FITS HOSE ID	FITS CONN. OD	COLOR	
100EW	1"	1"	Grey	
125E	1 1/4"	1 1/4"	Grey	
125EBK	1 1/4"	1 1/4"	Black	
150EF	1 1/2"	1 1/2"	Grey	
150EFBK	1 1/2"	1 1/2"	Black	
200E	2"	2"	Grey	
200EBK	2"	2"	Black	
300UE	3"	3"	Grey	





## Swivel Hose Cuffs

SWIVEL				
PART NO.	FITS HOSE ID	FITS CONN. OD	COLOR	
125ESBK	1 1/4"	1 1/4"	Black	
150ESF	1 1/2"	1 1/2"	Grey	
150ESFBK	1 1/2"	1 1/2"	Black	
200ES	2"	2"	Grey	



## Enlarger Hose Cuffs

ENLARGER				
PART NO.	FITS HOSE ID	FITS CONN. OD	COLOR	
12515E	1 1/4"	1 1/2"	Grey	
150ESU	1 1/2"	1 3/4"	Grey	
15200E	1 1/2"	2"	Grey	
15200EBK	1 1/2"	2"	Black	

## Reducer Hose Cuffs

REDUCER				
PART NO.	FITS HOSE ID	FITS CONN. OD	COLOR	
15125EBK	1½"	1¼"	Black	
20150E	2"	1½"	Grey	

## Specialty Hose Cuffs

SPECIALTY				
PART NO.	FITS HOSE ID	FITS CONN. OD	COLOR	
125EBANDBK	1¼" Central Vacuum	1¼"	Black	
150EM	1½" Heavy Duty	1½"	Grey	
150EOBK	1½"	1½"	Black	

## Static Conductive Hose Cuffs

SPECIALTY					
PART NO.	FITS HOSE ID	FITS CONN. OD	COLOR	STYLE	
075EBKSC	¾"	¾"	Black	Standard	
100EBSC	1"	1"	Black	Standard	
10012CSBKSC	1"	1¼"	Black	Connector, Swivel	
10012EBKSC	1"	1¼"	Black	Enlarger	
125EBKSC	1¼"	1¼"	Black	Standard	
125100ESBKSC	1¼"	1"	Black	Reducer	
12515EBKSC	1¼"	1½"	Black	Enlarger	
150EFBKSC	1½"	1½"	Black	Standard	
150ESFBKSC	1½"	1½"	Black	Swivel	
200EBKSC	2"	2"	Black	Standard	

ALL PLASTIC  
HOSE CUFFS





## Standard Hose Cuffs



STANDARD				
PART NO.	FITS HOSE ID	FITS CONN. OD	COLOR	
075EW	3/4"	3/4"	Grey	
100EW	1"	1"	Grey	
125EW	1 1/4"	1 1/4"	Grey	
150EW	1 1/2"	1 1/2"	Grey	
150EWBK78	1 1/2"	1 1/2"	Black	
150EWH	1 1/2"	1 1/2"	White	
200EW	2"	2"	Grey	
250EW	2 1/2"	2 1/2"	Grey	
300EW	3"	3"	Grey	




## Swivel Hose Cuffs

SWIVEL				
PART NO.	FITS HOSE ID	FITS CONN. OD	COLOR	
125ESWBK	1 1/4"	1 1/4"	Black	
150ESWBK	1 1/2"	1 1/2"	Black	





## Enlarger Hose Cuffs

ENLARGER				
PART NO.	FITS HOSE ID	FITS CONN. OD	COLOR	
12515EWBK	1 1/4"	1 1/2"	Black	
15200EW	1 1/2"	2"	Grey	





## Reducer Hose Cuffs

REDUCER				
PART NO.	FITS HOSE ID	FITS CONN. OD	COLOR	
15125EW	1 1/2"	1 1/4"	Grey	






## Hose Adapters

HOSE ADAPTERS				PART NO.	DESCRIPTION	FITS HOSE ID	LENGTH	
DESCRIPTION	FITS HOSE ID	LENGTH						
16C	Hose Adapter, Chrome Steel	2"	13½"					
HA5	Tool Adapter	1½"	5"					
HO15T	Central Vacuum Inlet Adapter	1½"	5"					
ST10	Male Hose Coupling	1½"	6"					

## Hose Connectors

HOSE CONNECTORS					PART NO.	DESCRIPTION	FITS HOSE ID	FITS HOSE ID	LENGTH	
DESCRIPTION	FITS HOSE ID	FITS HOSE ID	LENGTH							
125C	Hose Connector	1¼"	3"							
150CM	Hose Connector, Chrome Steel	1½"	5"							
200CM8	Hose Connector, Chrome Steel	2"	8"							
233	Hose Connector, Plastic	—	2½"							

## Vacuum Inlet Adapters


VACUUM INLET ADAPTERS				PART NO.	MATERIAL	FITS HOSE ID	FITS CONN.	
DESCRIPTION	FITS HOSE ID	FITS CONN.						
AC16	Steel, PVC	1½"	2"					
H32T	Steel	1½"	2"					
HO15T	Chrome Steel	1½"	1½"					
ST10	Aluminum Steel	1½"	—					

ADAPTERS  
CONNECTORS

# Crevice Tools

## 1 1/4" Crevice Tools

PART NO.	SIZE	LENGTH	MATERIAL	COLOR
906BK	1 1/4"	9"	HIPS*	Black



## 1 1/2" Crevice Tools

PART NO.	FITS CUFF SIZE	LENGTH	MATERIAL	NOTES
317	1 1/2"	15"	Chrome Steel	Angle
605FBK	1 1/2"	6"	HIPS	Black
611A1	1 1/2"	11"	Aluminum	Angle
611F	1 1/2"	11"	HIPS*	Grey
611FBK	1 1/2"	11"	HIPS*	Black
611S	1 1/2"	11"	HIPS*	Grey
617F	1 1/2"	17"	HIPS*	Grey
617FBK	1 1/2"	17"	HIPS*	Black
624A1	1 1/2"	24"	Aluminum	Angle
628F	1 1/2"	28"	HIPS*	Grey
727B	1 1/2"	27"	Chrome Steel	Straight

\* HIGH IMPACT POLYSTYRENE





## 2" Crevice Tools

PART NO.	FITS CUFF SIZE	LENGTH	MATERIAL	NOTES
208	2"	15"	Aluminum	Angle
209ST	2"	24"	Chrome Steel	Angle



# Pick-Up Nozzles, Upholstery Tools, Utility Tools

\* SEE INSIDE FRONT COVER








## 1½" Bulk Pick-Up Nozzles

PART NO.	FITS CUFF SIZE	LENGTH	MATERIAL	NOTES	
204	1½"	18"	Aluminum	Angle	
806	—	6"	Neoprene (Rubber)	Black	
806C	1½"	9"	Neoprene, Plastic	Black	
807CM	1½"	22"	Neoprene, Chrome	Black	






## 2" Bulk Pick-Up Nozzles

PART NO.	FITS CUFF SIZE	LENGTH	MATERIAL	NOTES	
202	2"	18"	Aluminum	Angle	
40	2"	54"	Aluminum	Tapered	

## Upholstery Tools

PART NO.	BODY MATERIAL	BRISTLE MATERIAL	SIZE	WIDTH	TYPE*	
307	Aluminum	—	1½"	6"	2	
307B	Steel Nylon	—	6"	—	—	
506	Polypropylene, Grey	—	1½"	5"	1	
506B	Polystyrene, Grey	.008" Polypropylene	—	5"	—	
506BLK	Polypropylene, Black	—	1½"	5"	1	
506BBLK	Polypropylene, Black	.008" Polypropylene	—	5"	—	
924BK	Polypropylene, Black	—	1¼"	5"	32mm	

## Utility Tools

PART NO.	BODY MATERIAL	BRISTLE MATERIAL	SIZE	WIDTH	TYPE*	
2355BKM	Polystyrene, Black	—	1½"	5"	—	
308BA	Aluminum	Horsehair	—	6"	—	
309	Aluminum	—	1½"	6"	1	
319	Polyethylene, Orange	—	1½"	4"	—	
321	Polyethylene, Yellow	—	2"	4"	—	

PICK-UP  
NOZZLES/TOOLS

# Dust Brushes

\* SEE INSIDE FRONT COVER




## Dust Brushes

PART NO.	BODY MATERIAL	BRISTLE MATERIAL	SIZE	COLOR	TYPE*	
306	Aluminum	Horsehair	3"	—	1,2	
306N	Aluminum	Nylon	3"	—	1,2	
306SCN*	Aluminum	Conductive Filament	3"	—	1,2	
312	Aluminum	Horsehair	5"	—	1,2	
312N	Aluminum	Nylon	5"	—	1,2	
40504	Polypropylene	Horsehair	3"	Grey	1,2	
40504BK	Polypropylene	Horsehair	3"	Black	1,2	
503	Polypropylene	Polypropylene	3"	Grey	32mm	
503PR	Polypropylene	Polypropylene	3"	Grey	1	
503BK	Polypropylene	Polypropylene	3"	Black	32mm	
603MR	Polypropylene	.010" Nylon	3"	Grey	2	
803BLK	Polypropylene	.010" Nylon	3"	Black	32mm	
803BLKMR	Polypropylene	.010" Nylon	3"	Black	2	
907BLK	PVC	Horsehair	3"	Black	32mm	
907G	PVC	Horsehair	3"	Grey	32mm	
907GPR	PVC	Horsehair	3"	Grey	1	

\*MINIMUM ORDER REQUIREMENTS.

REPLACEMENT BRISTLES AVAILABLE FOR 306 (305B), 306N (305BN) AND 312N (312BN)

## Adapters

PART NO.	DESCRIPTION	FITS TOOLS	
502	1 ½-1 ¼" Reducer, Polystyrene, Grey	Type 1	
703	1 ½-1 ¼" Reducer, Aluminum	Type 2	
609BK	1 ¼" Connector, Polystyrene, Black	32mm	

# Accessory Kits

\* SEE INSIDE FRONT COVER

## Commercial Wet/Dry

ACCESSORY KIT No. AK15		
INCLUDES	DESCRIPTION	TYPE*
15F10	1½" x 10' "F" Series Hose with Standard Cuffs	2
21AP5	One Piece, Double Bend Aluminum Wand with ABS Coupling	2
503PR	3" Dust Brush with Poly Bristles	2
5355	14" Floor Brush with Nylon Bristles	2
5455	14" Squeegee with Neoprene Blades	2
5465	14" Scallop Face Carpet Tool	2
611F	11" Crevice Tool	2



## Dry Pick-Up

ACCESSORY KIT No. MCK3 (CONNECTS TO 1½" HOSE)		
INCLUDES	DESCRIPTION	TYPE*
912BLK	11" Combo Floor Tool	32mm
7025BSS	Stainless Steel Wand Connector	32mm
7028SS	Stainless Steel Telescopic Wand	32mm
7022BK	22" Straight Wand	32mm
803BLKWW	Dust Brush	32mm
924BKWW	Upholstery Tool	32mm
906BKWW	Crevice Tool	32mm




## Wet/Dry Pick-Up

ACCESSORY KIT No. MCK4		
INCLUDES	DESCRIPTION	TYPE*
911BLKWW	12" Combo Floor Tool	38mm
41947WW	14" Squeegee Floor Tool	38mm
27C54M	Two-Piece Chrome Steel Wand	38mm
803BLKPRWW	Dust Brush	38mm
506BLKWW	Upholstery Tool	38mm
611SWW	Crevice Tool	38mm







Flexaust®-TUEC manufactures a complete line of vacuum hoses.

Sizes ranging from 1/2" to 3" ID can be found by calling your Flexaust®-TUEC sales representative.

If you need the very best spiral wound, all-plastic crushproof hoses on the market, then we're your best source.

We have the ability to custom build hoses to work in your application. From color matching, odd sizes and non-standard lengths, we can offer lower minimums and shorter lead times.

Please contact us to discuss your next hose project.

[www.flexaust.com](http://www.flexaust.com) • [www.tuec.com](http://www.tuec.com)



# Terms and Conditions

- Standard Payment Terms and Credit Policy** ■ NET 30 Days
- Standard Freight Terms** ■ F.O.B.—Warsaw, IN
- Minimum Order** ■ Minimum order is \$75.00

## Damaged or Lost Shipments

---

- Small Package Shipments** ■ Check your order immediately upon receipt. If damage is noted, you have the right to refuse the shipment. If you choose to keep the shipment, Flexaust®-TUEC must be notified of any damages or shortages within 5 business days. Any damaged cartons and merchandise must be kept for inspection.
- Truck Shipments** ■ Check your order immediately upon receipt. Any damages or shortages must be noted on the delivery receipt. If damage is noted, you have the right to refuse the shipment. The customer must contact the truck line and report any discrepancy. All damaged containers and merchandise must be kept for the truck line to inspect. At that time, you should file a claim with the truck line. Any shortages due to a shipping error must be reported within 5 business days.
- Warranty**
- Attachments and hose are warranted for 90 days from the date of shipment to be free from defects in materials and workmanship.
  - Products damaged due to abuse, accidental damage or improper use is not covered by warranty.
  - All warranty returns must have prior written authorization by Flexaust®-TUEC. No returns will be accepted without a Return Authorization number from Flexaust®-TUEC. Please call us if you have warranty questions.
  - The foregoing is in lieu of all other warranties expressed or implied and constitute Flexaust®-TUEC's only obligation with respect to our products. Flexaust®-TUEC assumes no liability for individual or consequential damages.
- Return Goods Policy**
- No merchandise returns will be accepted without prior written approval. A Return Authorization form and number must accompany all returns and can be obtained by contacting our customer service department. No returns will be authorized for product shipped more than 12 months prior.
  - All returned merchandise will be charged a 20% restocking fee unless covered by warranty or shipped in error. Claims must be filed within 30 days of receipt. Returns, WHEN APPROVED, must be received in first quality, resalable condition. Freight charges on all restocking returns are the responsibility of the customer.
- Pricing**
- We reserve the right to make price adjustments without prior notification.

---

Throughout the United States and Canada contact us at:

[www.flexaust.com](http://www.flexaust.com)

[www.tuec.com](http://www.tuec.com)

800.334.6878

FAX: 336.222.0567



For more than 100 years, Flexaust®-TUEC has been the leading manufacturer of commercial and industrial vacuum cleaning attachments. Our products support a variety of applications including wet and dry vacuuming, air vacuums, and central vacuum systems. We are your number one source for hose and attachments.

### Vacuum Hoses

- Sizes ranging from 3/4 inch to 3 inch ID and lengths to 100 feet
- All-Plastic crushproof
- Wire supported
- PVC
- Neoprene
- Static conductive

### Adapters and Cuffs

- Connecting vacuum hoses to the vacuum cleaner
- Connecting vacuum hoses to tools and attachments

### Wands

- Aluminum, chrome steel, ABS
- Lengths from 49 to 60 inches
- One piece and two piece
- Friction fit and button lock

### Extensions

- Aluminum, ABS
- Lengths up to 60 inches
- For overhead cleaning

### Floor Vacuum Tools

- Innovative air flow designs
- ABS for commercial cleaning
- Aluminum for industrial applications
- Squeegee tools and floor brushes

### Dust Brushes

- ABS, PVC for light duty dusting
- Aluminum for heavy duty dusting

### Crevice Tools

- ABS from 9 to 28 inch lengths
- Aluminum, chrome steel from 11 to 27 inch lengths

### Utility Tools

- Overhead pipe cleaning tools
- Upholstery tools
- Bulk pick-up nozzles
- Car wash hand tools
- Nozzles for blowing and vacuuming

### Kits

- Commercial & industrial wet/dry kits



COMMERCIAL & INDUSTRIAL HOSES • VACUUM ATTACHMENTS

www.flexaust.com • www.tuec.com • 800.334.6878 • FAX 336.222.0567