



# TOTAL LIGHTING SOLUTIONS

Innovative job site lighting solutions  
for construction, manufacturing  
and industrial trades.

# TOTAL LIGHTING SOLUTIONS



## WOBBLELIGHT

WOBBLELIGHT® 36" UNITS	04
WOBBLELIGHT® 27" UNIT	05



## SMITHLIGHT

LED BATTERY OPERATED WORK LIGHTS	06
----------------------------------	----



## PROBUILT

PROBUILT HID XENON TORCH	07
--------------------------	----



## HANG-A-LIGHT

HANG-A-LIGHT® 400W METAL HALIDE	08
HANG-A-LIGHT® 105W FLUORESCENT	08
HANG-A-LIGHT® 84W MAGNETIC FLUORESCENT	09



## DEFENDER

DEFENDER® UPLIGHT v2	10
DEFENDER® ECO UPLIGHTS	11
DEFENDER® FLOOR LIGHTS	12
DEFENDER® LED HAND LAMP	13
REPLACEMENT PARTS	14
SMITHLIGHT ACCESSORIES	15
LIGHTING CHART	Back Cover



## Professional-Grade Portable Lighting for the Construction, Manufacturing and Industrial Trades

ProBuilt Professional Lighting manufactures durable, innovative lighting products for a wide range of jobsite and task lighting applications. Every one of our products has been specifically designed with the specifications, features and reliability demanded by professional tradesman and the industrial environment.

From our patented Wobblelight® self-righting portable task light, to our Hang-A-Light® temporary area work lights, our Defender® brand of industrial lighting products, and now our new SmithLight brand of battery operated LED work lights, we have temporary lighting solutions for all of your needs. All of our products are UL /cUL /CSA-listed and OSHA /NEC compliant.

Whatever the job, we have a temporary lighting solution to help make it safer and easier.

### Innovation is making your job easier...


We know that innovation isn't worth anything if it doesn't help you get the job done right the first time.

By providing rugged, durable and unique lighting solutions designed specifically for construction, manufacturing and industrial trade use we can help you create a safer and more efficient work environment.

### ...now more than ever!!

Recognized as a leader in bringing innovation to portable jobsite lighting, ProBuilt Professional Lighting is proud to partner with the Defender® brand of industrial lighting products and introduce them to the North American market.

A proven and award-winning U.K. brand for many years, Defender® blends quality, innovation and performance into a broad range of lighting products for the construction and industrial-related trades.



ProBuilt now adds Smith Light, a global brand of high-quality, durable and portable lighting solutions to our extensive product offering. These rechargeable, battery-operated LED work lights strengthen our product offering by providing a MSHA-approved intrinsically safe version and solidifying ProBuilt's commitment to providing quality, innovative lighting products.





## Wobblelight® 36" Portable Jobsite Lighting

The Wobblelight® is ideal for applications requiring temporary high-output lighting in areas from 15 to 110 feet diameter. Bright and dependable, the self-righting Wobblelight® delivers maximum light output in a highly durable and portable package with no hot surfaces.



All Wobblelight® models engineered with our patented self-righting design

WOBBLIGHT  
36"



- Counter-weighted self-righting design
- Floating shock system protects bulb from impact
- Low heat output, no hot surfaces that can cause burns
- High-impact thermoplastic housing and lens
- 360° lighting adjustable to 180° with optional reflector
- No set-up – plugs into 120VAC supply
- Convenience receptacle for connecting units in series



WOBBLIGHT® UNIT	Mfr. Model No.	Lumens	Lamp Life	Lighting Range
Wobblelight® 36" 500 watt Halogen Work Light	111302	8,000	2,000 hrs.	15 - 25 ft.
Wobblelight® 36" 175 watt Metal Halide Work Light	111102	15,000	10,000 hrs.	25 - 45 ft.
Wobblelight® 36" 400 watt Metal Halide Work Light	111104	40,000	20,000 hrs.	50 - 110 ft.

\*LED Wobblelight Available - Special Order Only

For full list of available replacement parts see page 14

# WOBBLELIGHT®

## Wobblelight® 27" Portable Jobsite Lighting

The 27" tall Wobblelight® is a self-righting work light that can take a rough handling at home or on the job. The high-output, cool burning fluorescent light is ideal for use in small, confined areas. No hot surfaces and low energy consumption.



All Wobblelight® models engineered with our patented self-righting design

WOBBLELIGHT  
27"



- Energy efficient, 85 watt, compact fluorescent bulb
- Instant-on technology
- Counter-weighted, self-righting design
- Floating shock system protects bulb from impact
- Low heat output, no hot surfaces that can cause burns
- High-impact thermoplastic housing and lens
- 360° lighting adjustable to 180° with optional reflector
- Integrated 5-foot power cord



WOBBLELIGHT® UNIT	Mfr. Model No.	Lumens	Lamp Life	Lighting Range
Wobblelight® 27" 85 watt Fluorescent Work Light	111203	5,000	8,000 hrs.	15 - 25 ft.


For full list of available replacement parts see page 14



**SMITH LIGHT**  
INTERNATIONAL

## SmithLight Industrial LED Battery Operated Work Light

The SmithLight battery operated LED work lights are rugged, bright and versatile lighting solutions. The rechargeable battery makes these lights portable and easy to use in any situation. The SmithLight Traveller, a smaller version of the standard SmithLight, was designed to address the need for a smaller yet still robust lighting system. Ideal for night time utility and road work, industrial and plant use, general construction, farming and accident investigations, railway maintenance-of-way or anywhere you need portable lighting.



### SmithLight Industrial and Traveller Features

- Robust construction, waterproof and dustproof
- Low battery alarm and status indicator
- Sealed gel acid battery
- Includes 12V vehicle and 120V wall chargers
- Safety flash mode feature
- Base of the SmithLight designed to accept many attachments for mounting

### SmithLight Industrial Only

- Single and double sided light head units available
- Light head tilts down by up to 60 degrees
- 2 adjustable heights



SMITHLIGHT® UNIT	Model No.	Lumens	Number of Light Heads	Lamp Life	Range	Run Time	Recharge Time
SmithLight Single Sided LED Work Light	TM120L	1,030	1 light head	60,000 hrs.	40-50 ft	Up to 12 hrs	7-8 hrs
SmithLight Double Sided LED Work Light	IN120L	1,030 x 2	2 light heads	60,000 hrs.	40-50 ft per side	Up to 12 hrs	7-8 hrs
SmithLight Extended Run LED Work Light	IN120LB	1,030 x 2	2 light heads	60,000 hrs.	40-50 ft per side	Up to 30 hrs	14-15 hrs
SmithLight High Output LED Work Light	IN2400L	2,400	1 light head	60,000 hrs.	50-60 ft	Up to 48 hrs	14-15 hrs
SmithLight Traveller LED Work Light**	SL-TRAVELLER	720	1 light head	60,000 hrs.	20-30 ft	Up to 12 hrs	7-8 hrs

\*\*SmithLight Traveller is NOT Industrial. All other SmithLight models are Industrial.

For a list of SmithLight accessory options see page 14



## 35 Watt HID Xenon Torch

ProBuilt's 35 watt HID Xenon Torch is designed to be bright, durable and versatile. This rugged military-grade high-strength forged aluminum alloy casing provides maximum protection, prevents corrosion/rust, and is lightweight. The 35 watt HID Xenon bulb will produce up to 2600 lumens on high and has a lighting range up to 3,000 feet. It can be used on a high setting for 35 watts of light output or a low setting for 25 watts of light output. Comes complete with case, strap, lithium ion battery, 12v car charger, 120v wall charger and amber lens (use in foggy conditions).

PROBUILT



- 18" long, 3.4 lbs.
- Emergency LEDs in battery for low battery use
- Lithium ion battery – 100 mins high/140 mins. low
- Recharges in 1-2 hrs.
- Includes amber lens for use in fog
- Beam can be adjusted from spotlight to floodlight



PROBUILT UNIT	Mfr. Model No.	Lumens	Lamp Life	Lighting Range
ProBuilt 35 Watt HID Xenon Torch	FH-01	2,600	3,000 hrs.	Up to 3,000 ft.

For full list of available replacement parts see page 14

# HANG-A-LIGHT®

## Hang-A-Light® Temporary Area Work Lights

Portable, bright and durable the Hang-A-Lights® are ceiling-mounted fixtures that give you 360° of light. These re-usable, temporary task lights have spring loaded clamps for easy installation and heavy metal cages with bottom guards for added safety.



HANG-A-LIGHT



### Hang-A-Light® 400 watt Pulse Start Metal Halide

- Modifiable for 120 / 208 / 240 / 277V
- Heavy-gauge steel construction
- NEC / OSHA compliant
- Suitable for damp location use
- 6-foot integrated power cord
- Lights 60 ft radius when mounted 15 ft above work area

### Hang-A-Light® 105 watt Fluorescent

- Energy Efficient 105 watt Fluorescent Bulb
- Self-Ballasted CFL Bulb, lightweight and flicker-free
- Electrical Receptacle, interconnect up to 8 units on 120V/15A service
- Energy Star Compliant light bulb
- 5-foot integrated power cord
- Suitable for damp locations



HANG-A-LIGHT® UNIT	Mfr. Model No.	Lumens	Lamp Life	Lighting Range
Hang-A-Light® 400 watt Pulse Start Metal Halide	111400PS	42,000	20,000 hrs.	50 - 100 ft.
Hang-A-Light® 105 watt Fluorescent	111105F	6,900	8,000 hrs.	20 - 30 ft.

For full list of available replacement parts see page 14



# HANG-A-LIGHT®

## 84 Watt Fluorescent Magnetic Temporary Area Work Light

The Hang-A-Light 84 watt Fluorescent Magnetic Light is an all-around utility light that is energy efficient and waterproof. Extremely durable and light weight, this light can be moved easily and is cool to the touch. The heavy-duty, earth magnet on the back makes this light ideal for mounting in industrial workshops, tanks or to anything metal. The attached eye hooks make hanging this light simple. Excellent for confined spaces.

HANG-A-LIGHT



- cUL Listed for wet locations
- 2 x 42 watt energy efficient CFL bulbs.
- 6 ft Integrated power cord
- Low heat output – cool to the touch
- No exposed glass
- 6" Heavy Duty Earth Magnet
- Eye Hooks for Hanging
- Foam Handle / Cord Wrap



HANG-A-LIGHT® UNIT	Mfr. Model No.	Lumens	Lamp Life	Lighting Range
Hang-A-Light® 84 watt Fluorescent Magnetic Worklight	111084	6,400	20,000 hrs.	20 - 30 ft.



## Defender® Uplight v2 Portable Task Light

The ultimate in durability, portability and versatility.

The 2-foot and 4-foot Defender® Uplight v2's have extremely tough housings and many innovative features. Lean it, lay it, stand it, hang it or link it.

This low-current, high-output lighting tackles many tasks that other products can't, including confined spaces.

UPLIGHT v2



Threaded hooks for hanging

- Accessory outlet for linking units together
- 15-ft. integrated power cord (120V / 12A)
- Non-slip rubber base for leaning against walls
- Adjustable nylon carrying strap
- Removable threaded hooks for hanging
- Removable reflector for 360° lighting
- Low energy consumption



Defender® Uplight Base



DEFENDER® UPLIGHT v2 UNITS	Mfr. Model No.	Lumens	Lamp Life	Lighting Range
Defender® Uplight v2 - 2ft 18 watt Fluorescent	E712505	1,300	20,000 hrs.	5 - 10 ft.
Defender® Uplight v2 - 4ft 36 watt Fluorescent	E712500	3,250	20,000 hrs.	10 - 15 ft.
Defender® Uplight Base	E712550	--	--	--

For full list of available replacement parts see page 14

## Defender® Eco Uplight Portable Self Standing Task Light

The Defender® Eco Uplight is the ultimate tripod task light for durability, portability and versatility. Available in a 2 foot or 4 foot version, the integrated and collapsible legs open up to 30" diameter for exceptional stability. This low-current, high-output light tackles many tasks that other products can't, including use in confined spaces. With its tough housing, polycarbonate lens and innovative features, one can lean it, lay it, stand it or hang it.



**Integrated Hook Feature**

E CO U P L I G H T



- Collapsible locking tripod base
- 15-ft. integrated power cord (120V / 12A)
- Non-slip rubber feet
- Adjustable nylon carrying strap
- Low energy consumption
- Removable threaded hooks for hanging



DEFENDER® ECO UPLIGHT UNITS	Mfr. Model No.	Lumens	Lamp Life	Lighting Range
Defender® ECO Uplight with Tripod Base 2ft 18 watt Fluorescent	E712605	1,300	20,000 hrs.	5 - 10 ft.
Defender® ECO Uplight with Tripod Base 4ft 36 watt Fluorescent	E712600	3,250	20,000 hrs.	10 - 15 ft.

For full list of available replacement parts see page 14

## Defender® Fluorescent and LED Floor Lights

Portable, lightweight and durable, the Defender® Floor Lights deliver big brightness from a small package. Heavy-duty impact resistant housing keeps them on the job. Compact size goes into tight places and stores easily.

F  
L  
O  
O  
R  
L  
I  
G  
H  
T




- Polycarbonate lens
- Rubberized carrying handle and base
- Highly polished reflector
- Low energy consumption
- 10-ft. integrated power cord



DEFENDER® FLOOR LIGHTS	Mfr. Model No.	Lumens	Lamp Life	Lighting Range
Defender® Floor Light 64 LED	E709187	350	45,000 hrs.	5 - 10 ft.
Defender® Floor Light 38 watt Fluorescent	E709165	2,850	10,000 hrs.	10 - 15 ft.

For full list of available replacement parts see page 14



## Defender® Rechargeable LED Utility Light

All the durability and features of Defender® products in a rechargeable hand lamp. Tough housing and high-output LED's make this light perfect for small jobs and standard issue equipment for your tradesmen or maintenance teams.



LED  
HAND  
LAMP



- 26 high-output LED's
- Rechargeable NiMH batteries
- Hi / Low brightness settings to maximize power
- Multi-positioning retainer
- Hi-impact lens and housing
- Detachable upright stand
- Rubberized foot and handle
- Run time of 6 hrs (low) or 3 hrs (high)
- Supplied with 120V adapter / charger



DEFENDER® RECHARGEABLE LED HAND LAMP	Mfr. Model No.	Lumens	Lamp Life	Lighting Range
Defender® Rechargeable LED Hand Lamp	E712810	133	45,000 hrs.	Up to 8 ft.

For full list of available replacement parts see page 14

# Replacement Parts

COMMON REPLACEMENT PARTS	MFR. PART NO.	TO BE USED WITH
180° Arc Reflector Shield for 36" Unit	111808	111302, 111102 & 111104
Replacement Dome w/cap for 36" Unit	111801	111302, 111102 & 111104
500w Halogen Replacement Bulb	111904	111302
175w Metal Halide Replacement Bulb	111901	111102
400w Metal Halide Replacement Bulb	111903	111104
180° Arc Reflector Shield for 27" Unit	111807	111203
Replacement Dome w/cap for 27" Unit	111810	111203
85w Fluorescent Replacement Bulb	111908	111203
400w Pulse Start Metal Halide Replacement Bulb	111903PS	111400PS
105w Fluorescent Replacement Bulb	111915	111105F
Replacement Cage & Bottom Guard for Hang-A-Light®	111410	111400PS & 111105F
SR. Replacement Dome w/cap	111801	111302, 111102 & 111104
SR. Dome cap ONLY	111802	111302, 111102 & 111104
JR. Replacement Dome w/cap	111810	111203
JR. Dome cap ONLY	111811	111203
Plug, Inlet (male) - has wires	11108042	111302, 111102 & 111104
Plug, Inlet (male) - SR Only with Ground Wire	11101059	111302, 111102 & 111104
Plug, Outlet (female) SR Only	11101060	111302, 111102 & 111104
Switch On/Off	11108066	111302, 111102 & 111104
Fan, 250/400/500	11101050	111302 & 111104
Shock Disc	111809	111302, 111102 & 111104
Transformer Kit, 175 (Ballast)	11101012	111102
Transformer Kit, 400 (Ballast)	11101014	111104
PC Board 250MH/400MH/175 MH	11101008	111102 & 111104
PC Board 500H	11103001	111302
Mogul Base Socket - Senior	11102001	111302, 111102 & 111105

• Contact ProBuilt for a complete list of parts & accessories, 877-707-0800



To order replacement parts and accessories, visit us at [www.probuiltlighting.com](http://www.probuiltlighting.com) or scan the QR code to the left to be taken there.



Security Chain, Lock and Long Stabilizing Plate (Industrial) SL-SP60



Backpack (Industrial Unit) SL-BP1 (Traveller Unit) SL-BP2




120V AC Charging Cable (Industrial & Traveller) SL-SP68



Tripod Attachment (Industrial & Traveller) SL-TR70



Scaffold Attachment (Industrial) SL-SA7



Pole Attachment (Industrial) SL-PA1.5

## Custom Lenses Available Upon Request



Lens Kit (Industrial) SL-INEX-RGA3 (Traveller) SL-TRL-RGA-3



Exit Lens (Industrial Only) SL-INEX-Exit-LR SL-INEX-Exit-R



Opal Lens (Industrial Only) SL-IN24-OPAL-2



Police Lens (Industrial Only) SL-INEX-Blue-2



Stop Lens (Industrial Only) SL-INEX-STOP-2



Blue Lens (Traveller Only) SL-TRL-Blue-1

### IP First number - Protection against solid objects

0	No special protection
1	Protected against solid objects up to 50 mm, e.g. accidental touch by persons hands.
2	Protected against solid objects up to 12 mm, e.g. persons fingers.
3	Protected against solid objects over 2.5 mm (tools and wires).
4	Protected against solid objects over 1 mm (tools, wires, and small wires).
5	Protected against dust limited ingress (no harmful deposit).
6	Totally protected against dust.

### IP Second number - Protection against liquids

0	No protection.
1	Protection against vertically falling drops of water e.g. condensation.
2	Protection against direct sprays of water up to 15° from the vertical.
3	Protected against direct sprays of water up to 60° from the vertical.
4	Protection against water sprayed from all directions - limited ingress permitted.
5	Protected against low pressure jets of water from all directions - limited ingress.
6	Protected against temporary flooding of water, e.g. for use on ship decks-limited ingress permitted.
7	Protected against the effect of immersion between 15cm and 1m.
8	Protects against long periods of immersion under pressure.

### What does the IP Rating Mean?

The IP Code (or Ingress Protection Rating) classifies and rates the degrees of protection provided against the intrusion of solid objects, dust, accidental contact, and water in mechanical casings and with electrical enclosures.

### What is a Lumen?

A LUMEN is a unit of measurement of light that measures the amount of brightness that comes from a light source. A LUMEN is equal to one foot-candle falling on one square foot of area. A foot-candle is how bright the light is one foot away from the source.

#### Summary:

Amount of light (luminance) emitted through a one-square foot opening, one foot away from a light source emitting 1 candlepower in all directions.

- 100 Watt Incandescent Light Bulb
- 1750 Lumens
- 23 Watt Fluorescent Light Bulb
- 1600 Lumens



## Lighting Application Chart

LIGHTING SOLUTION	LIGHTING AREA*	Personal Lighting, Task Lighting	HVAC, Plumbing	Maintenance, Confined Space Aircraft & Trucking	Drywall / Painting, Electrical, Carpentry Industrial Inspection	Construction, Dry-docks & Yards	Utility Work Railway & Rail yards	Inspection, Search & Rescue & Military
Defender® LED Hand Lamp	Up to 8 ft.	●	●					
Defender® LED Floor Light	5 - 10 ft.	●	●					
Defender® 2ft. Eco & v2 Uplight - 18w	5 - 10 ft.	●	●	●				
Defender® 4ft. Eco & v2 Uplight - 36w	10 - 15 ft.	●	●	●	●	●		
Defender® Fluorescent Floor Light	10 - 15 ft.	●	●	●	●	●		
Wobblelight® 85w Fluorescent	15 - 25 ft.		●	●	●			
Wobblelight® 500w Halogen	15 - 25 ft.				●	●		
Hang-A-Light 84w Fluorescent	20 - 30 ft.			●	●	●	●	
Hang-A-Light 105w Fluorescent	20 - 30 ft.			●	●	●		
SmithLight Traveller	20 - 30 ft.	●	●	●	●		●	●
Wobblelight® 175w Metal Halide	25 - 40 ft.				●	●		
SmithLight TM120L Single Sided Work Light	40 - 50 ft.		●	●	●	●	●	●
SmithLight IN120L Double Sided Work Light	40 - 50 ft. (each side)		●	●	●	●	●	●
SmithLight IN120LB Double Sided Work Light	40 - 50 ft. (each side)		●	●	●	●	●	●
SmithLight IN2400L Single Sided Work Light	80 - 100 ft.		●	●	●	●	●	●
Wobblelight® 400w Metal Halide	50 - 100 ft.	●	●	●	●	●	●	
Hang-A-Light 400w Metal Halide	50 - 110 ft.				●	●		
ProBuilt HID Xenon Torch	Up to 3,000 ft.	●	●	●	●	●	●	●

\* Approximation per General Construction Area Lighting requirements [OSHA 1910.56(a) Table D-3; Minimum Illumination Intensities in Foot-Candles]

## TOTAL LIGHTING SOLUTIONS

